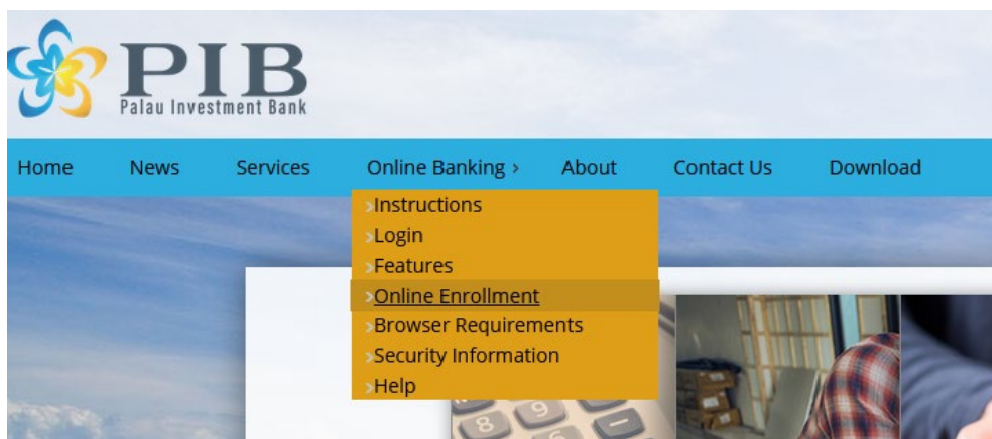


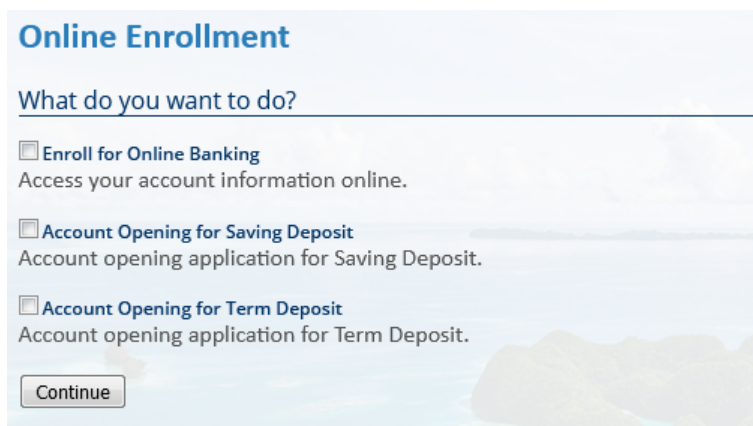
Guidance for opening a term deposit account with PIB

Thank you for your interest in opening an account with Palau Investment Bank.
 Find below the process and procedure for opening an account.


1. Applicant goes to “Online Banking” and then clicks “Online Enrollment” to Online Enrollment page.



2. Applicant checks the option “Account Opening for Term Deposit” and click “Continue” to move on to the next step.



3. Applicant clicks “Account Opening Application for Term Deposit” and download it.



Palau Investment Bank

ACCOUNT OPENING APPLICATION For TERM DEPOSIT (Signature Card)

Please complete this application accurately and legibly along with followings.


PURPOSE OF APPLICATION:

- Account opening
- Information update (For account holder)

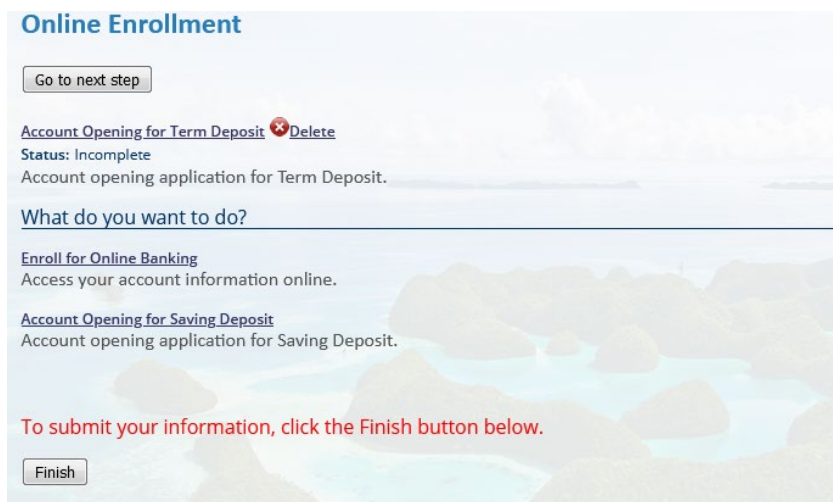
4. Applicant completes the application and uploads by clicking “Upload”.



5. To view uploaded application, click “View PDF”.



6. To see the status of the application, click the link “Account Opening for Term Deposit”.



7. Applicant clicks “Finish” to finish the application and sees the “Thank you!” message.

Online Enrollment

Thank you!

Thank you for completing the form.

8. A term deposit account is to be process to open at the bank.

9. Applicant starts operating the term deposit account through online banking.

Thank you.

PIB Support

info@palau-i-bank.com

Ver. May 2021